



PREMIER POLYSTEEL

The Best Commercial Outdoor Furniture Available. Period.



PRODUCT CATALOG



WELCOME TO PREMIER POLYSTEEL

The Best Commercial Outdoor Furniture Available. Period.

Commercial Outdoor Furniture Built to Last a Lifetime

Premier Polysteel is a division of ADA Enterprises, Inc. and located in Northwood, Iowa, USA. We have been manufacturing plastic coated metal products since 1974. Our founders, Allan and JoAnn Stensrud, put forth a vision from the very beginning which stressed customer satisfaction through excellence in the products we provide and our high level of customer service.

In 1998, our parent company, ADA Enterprises, Inc., purchased Premier Polysteel, originally a playground company. Our founder's vision has carried through and has driven our company to provide superior products in the industry and we were able to use the solid network already in place, to begin manufacturing and selling poly-vinyl coated commercial outdoor furniture.

Then we took it further. It was decided to go a cut above our competitors by applying a poly-vinyl coating to each outdoor furniture part! For example, we coat not only the table tops and benches, but also to the legs and braces (which will eliminate many hassles for you down the road). As a result, Premier Polysteel is able to back all coated products with an **Industry Leading 20 Year Warranty!**

We have always known that quality products begin with the best materials and that's where we start. We carry this vision through the design and manufacturing process which has proven to give our customers superior outdoor furniture from start to finish.

All of this is why we believe it allows us to say, we provide "The Best Commercial Outdoor Furniture Available. Period." The original vision continues to drive us today. And as a result of our high customer satisfaction, we have many, many returning customers.

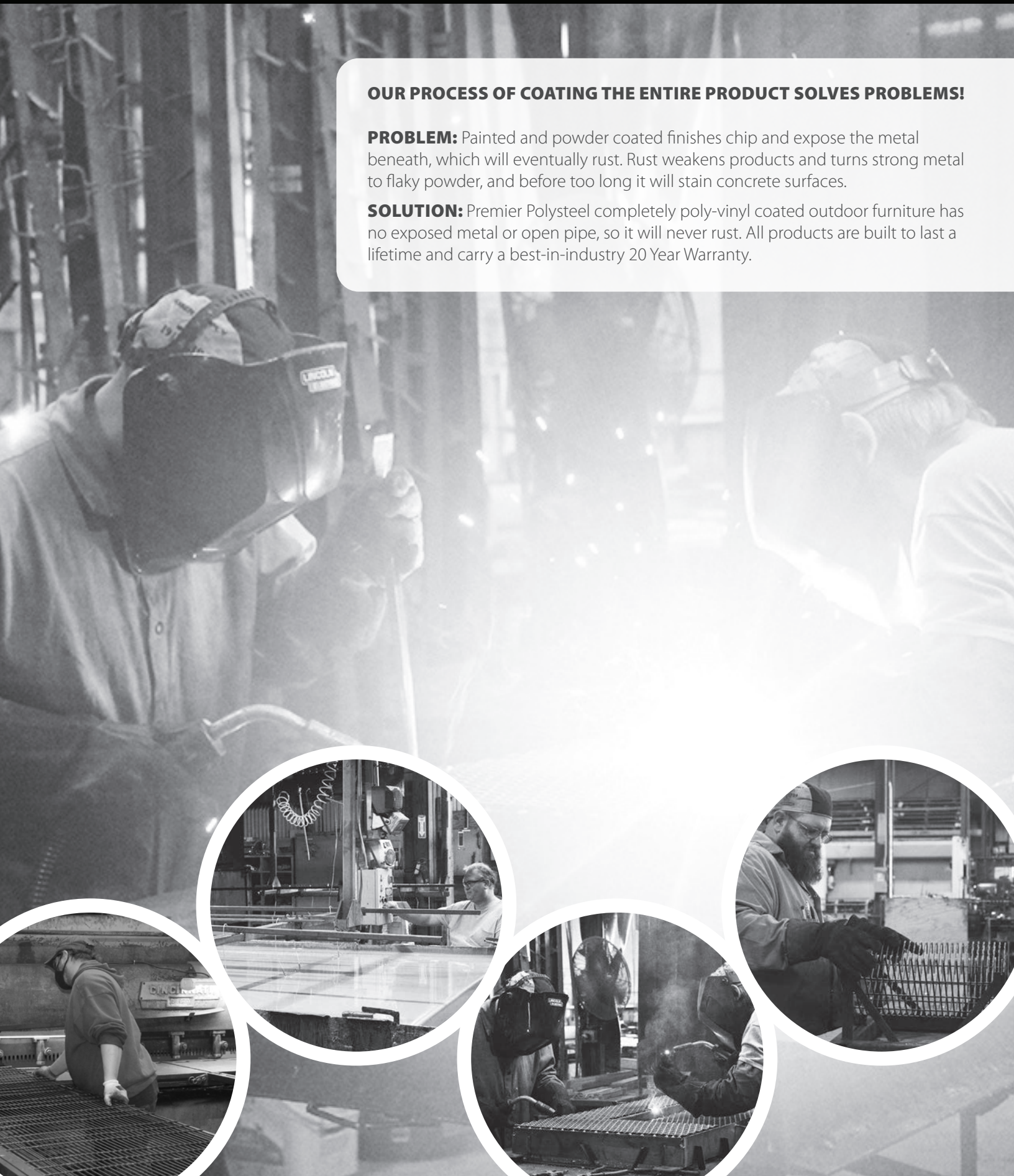


TABLES.....	5	RECEPTACLES.....	18	TREE GRATES & GUARDS.....	24	GRILLS.....	27
BENCHES.....	12	PATIO FURNITURE.....	20	PLANTERS.....	25	UMBRELLAS & CUSHIONS.....	28
SWINGS.....	17	JUST FOR KIDS.....	22	BIKE RACKS.....	26	INDEX.....	29

OUR PROCESS OF COATING THE ENTIRE PRODUCT SOLVES PROBLEMS!

PROBLEM: Painted and powder coated finishes chip and expose the metal beneath, which will eventually rust. Rust weakens products and turns strong metal to flaky powder, and before too long it will stain concrete surfaces.

SOLUTION: Premier Polysteel completely poly-vinyl coated outdoor furniture has no exposed metal or open pipe, so it will never rust. All products are built to last a lifetime and carry a best-in-industry 20 Year Warranty.





"Premier Polysteel is not just a great manufacturer of quality products, they are terrific people as well. They understood our needs and customized a solution that made sense for our business. We truly enjoyed working with Premier Polysteel and their amazing staff."

Ty Weitzel, Director of Operations
Evan Barnett, General Manager
Typhoon Texas Waterpark, Katy, Texas



PICNIC TABLES

Premier Polysteel Champion picnic tables are second-to-none in durability and strength. From the completely poly-vinyl coated steel to the wide base design for optimum stability, they exceed all performance requirements. The commercial quality picnic tables are coated from top to bottom with a 1/8+ inch layer of poly-vinyl, providing a long-lasting, attractive addition to any location. Not only are they comfortable and easy to clean, but they are built to endure all climates. From desert sun to salty ocean air, your picnic table is built to last!

STYLES



Expanded Metal



Perforated



Customers have always been pleased with our standard package of tamper resistant hardware. However, some facilities need an extra deterrent to vandalism. Therefore, we now substitute tamper proof hardware when specified at a slightly higher price.



Questions? Call 877-746-3826

5

www.premierpolysteel.com





BillyBird® Park Hemelrijk

www.billybird.nl

"The picnic tables Premier Polysteel delivered are great and are good quality for the use of our guests. The tables require no maintenance and save on expensive overhead. Because we have a rainy climate, we appreciate that the tables dry quickly and sand doesn't stick to them. Less work, less cost, more value for our budget."

Ton Derks, Entrepreneur
Billy Bird Park, Hemelrijk, Netherlands




CHAMPION SERIES SQUARE PICNIC TABLES

The Champion Style square picnic table features a 4-foot table top, rounded corners, and seating for up to eight adults. The champion table with backrests is comfortable seating at its best! Both styles have walk-through design for ease of entry.



▲ 922-1P1 table with backrests and perforated steel surfaces

MODEL		PRODUCT	WEIGHT
Expanded	Perforated		
926-101	926-1P1	Champion 4' Square, Free Standing	300 lbs.
926-108	926-1P8	Champion 4' Square, Single Pedestal Direct Bury (no umbrella hole)	500 lbs.
922-101	922-1P1	Champion 4' Square with Backrests, Free Standing	420 lbs.



926-1P1 perforated steel surfaces ▲



926-101 expanded metal surfaces ▲



Questions? Call 877-746-3826

7

www.premierpolysteel.com



CHAMPION SERIES ROUND PICNIC TABLES

Comfortably seat up to eight adults on a Champion round picnic table. Each table provides a 1.7 inch diameter hole to fit a 1.5 inch diameter umbrella pole.

955-101 Free standing table ▶
with expanded metal surfaces




Our purple picnic tables from Premier Polysteel were the perfect addition to our 3 exterior courtyards! The color was true to the sample, and within the year that we've had them on site, there hasn't been any wear and tear or fading. They still look as beautiful as the first day we assembled them.

Tuesday Kelly, General Manager
U District Student Housing,
Seattle, WA

955-101 expanded metal surfaces ▼



955-1P1 Free standing table with ▲
perforated steel surfaces .



▲ 955-101-000 expanded metal surfaces

MODEL	PRODUCT		WEIGHT
Expanded	Perforated		
955-101	955-1P1	Champion 4' Round, Free Standing	300 lbs.
955-108	955-1P8	Champion 4' Round, Single Pedestal Direct Bury (no umbrella hole)	500 lbs.



CHAMPION SERIES RECTANGLE PICNIC TABLES

The design of the Champion rectangle style results in comfort which is partly due to the secure overall stability of the picnic table. Is everyone seated on the same side? No problem! These tables do not tip! The wide frame base makes this impossible.

Unless otherwise noted, all picnic tables have a standard umbrella hole. Umbrellas are located on page 28.

MODEL		PRODUCT	WEIGHT
Expanded	Perforated		
924-101	924-1P1	4' Rectangle Free Standing	180 lbs.
924-108	924-1P8	4' Rectangle Single Pedestal Direct Bury (no umbrella hole)	250 lbs.
924-301	924-3P1	6' Rectangle Free Standing	255 lbs.
924-302	924-3P2	6' Double Pedestal Direct Bury	360 lbs.
924-305	924-3P5	6' Multi-Pedestal Surface Mount	320 lbs.
924-306	924-3P6	6' Multi-Pedestal Direct Bury	435 lbs.
924-307	924-3P7	6' Double Pedestal Surface Mount	300 lbs.
924-308	924-3P8	6' Single Pedestal Direct Bury (no umbrella hole)	430 lbs.
924-309	924-3P9	6' Single Pedestal Surface Mount (no umbrella hole)	405 lbs.
924-501	924-5P1	8' Free Standing	270 lbs.
924-502	924-5P2	8' Double Pedestal Direct Bury	400 lbs.
924-505	924-5P5	8' Multi-Pedestal Surface Mount	360 lbs.
924-506	924-5P6	8' Multi-Pedestal Direct Bury	470 lbs.
924-507	924-5P7	8' Double Pedestal Surface Mount	470 lbs.
924-601	924-6P1	10' Free Standing (no umbrella hole)	345 lbs.



924-6P1 10' free standing with perforated steel surfaces ▲



▲ 924-309 single pedestal surface mount



▲ 924-507 double pedestal surface mount

924-305 multi-pedestal surface mount with expanded metal surfaces ▼



No-Tip Design!

◀ 924-301 free standing 6' table with expanded metal surfaces



Questions? Call 877-746-3826

9

www.premierpolysteel.com




CHAMPION SERIES OVAL PICNIC TABLES

This is a perfect blend of comfort and style! The Champion oval picnic table seats up to six adults and has an easy walk-through design.



956-3P5 Multi-pedestal surface mount table with perforated steel surfaces



956-301 free standing with expanded metal surfaces

MODEL		PRODUCT	WEIGHT
Expanded	Perforated		
956-301	956-3P1	6' Oval Free Standing	255 lbs.
956-302	956-3P2	6' Oval Double Pedestal Direct Bury	360 lbs.
956-305	956-3P5	6' Oval Multi-Pedestal Surface Mount	435 lbs.
956-306	956-3P6	6' Oval Multi-Pedestal Direct Bury	435 lbs.
956-307	956-3P7	6' Oval Double Pedestal Surface Mount	320 lbs.



CHAMPION SERIES ACCESSIBLE PICNIC TABLES

Premier Polysteel wheelchair accessible picnic tables meet all ADA requirements.

The 4' x 5' table has necessary room for a wheelchair on one side, with standard seating on the other three sides. The 8' x 30" and 10' x 30" tables have seats centered on each side that are 6' and 8' respectively. The seats are centered to provide wheelchair space on each end of the table.




▲ 927-101 free standing 4'x5' accessible table with expanded metal surfaces



▲ 950-501 free standing 8' accessible table with expanded metal surfaces

▼ 950-507 double pedestal surface mount



▲ 950-5P1 free standing 8' accessible table with perforated steel surfaces

MODEL		PRODUCT	WEIGHT
Expanded	Perforated		
927-101	927-1P1	4'x5' ADA Accessible Table Free Standing	300 lbs.
927-108	927-1P8	4'x5' ADA Accessible Table Single Pedestal Direct Bury	475 lbs.
950-501	950-5P1	8' ADA Accessible Table Free Standing	275 lbs.
950-502	950-5P2	8' ADA Accessible Table Double Pedestal Direct Bury	375 lbs.
950-505	950-5P5	8' ADA Accessible Table Multi-Pedestal Surface Mount	455 lbs.
950-506	950-5P6	8' ADA Accessible Table Multi-Pedestal Direct Bury	455 lbs.
950-507	950-5P7	8' ADA Accessible Table Double Pedestal Surface Mount	455 lbs.



BENCHES

From parks to playgrounds, Premier Polysteel benches are the perfect addition! Because they are extremely durable, these benches will hold up great in busy locations. This means no rust and no painting! Ever! Choose from a variety of models that will beautifully transform your area into a place of enjoyment.

AVAILABLE COLORS



STYLES



Questions? Call 877-746-3826

12

www.premierpolysteel.com





▲ 947-3P1 Champion 6' free standing perforated steel

CHAMPION SERIES PARK BENCHES

BENCHES

Personalize Your Bench!

The Champion Park benches are available with a standard diamond shaped design in expanded metal and in perforated steel with a punched-hole design. This bench is available in 4 foot, 6 foot, 8 foot, and 10 foot lengths. The bench without back also can be ordered with a wall mount.

This bench looks great with letters or a dedication/memorial plaque on the backrest!

MODEL						PRODUCT	WEIGHT
Expanded	Letters	Plaque	Perforated	Letters	Plaque		
934-101	934-1L1	934-1M1	947-1P1	947-1LP1	947-1MP1	Champion 4' with backrest, Free Standing	110 lbs.
934-102	934-1L2	934-1M2	947-1P2	947-1LP2	947-1MP2	Champion 4' with backrest Direct Bury	110 lbs.
934-107	934-1L7	934-1M7	947-1P7	947-1LP7	947-1MP7	Champion 4' with backrest Surface Mount	110 lbs.
934-301	934-3L1	934-3M1	947-3P1	947-3LP1	947-3MP1	Champion 6' with backrest Free Standing	130 lbs.
934-302	934-3L2	934-3M2	947-3P2	947-3LP2	947-3MP2	Champion 6' with backrest Direct Bury	130 lbs.
934-307	934-3L7	934-3M7	947-3P7	947-3LP7	947-3MP7	Champion 6' with backrest Surface Mount	130 lbs.
934-501	934-5L1	934-5M1	947-501	947-5LP1	947-5MP1	Champion 8' with backrest Free Standing	150 lbs.
934-502	934-5L2	934-5M2	947-502	947-5LP2	947-5MP2	Champion 8' with backrest Direct Bury	150 lbs.
934-507	934-5L7	934-5M7	947-507	947-5LP7	947-5MP7	Champion 8' with backrest Surface Mount	150 lbs.
934-601	934-6L1	934-6M1	947-6P1	947-6LP1	947-6MP1	Champion 10' with backrest Free Standing	185 lbs.
934-602	934-6L2	934-6M2	947-6P2	947-6LP2	947-6MP2	Champion 10' with backrest Direct Bury	185 lbs.
934-607	934-6L7	934-6M7	947-6P7	947-6LP7	947-6MP7	Champion 10' with backrest Surface Mount	185 lbs.
935-101			948-1P1			Champion 4' no backrest Free Standing	75 lbs.
935-102			948-1P2			Champion 4' no backrest Direct Bury	75 lbs.
935-104			948-1P4			Champion 4' no backrest Wall Mount	75 lbs.
935-107			948-1P7			Champion 4' no backrest Surface Mount	75 lbs.
935-301			948-3P1			Champion 6' no backrest Free Standing	85 lbs.
935-302			948-3P2			Champion 6' no backrest Direct Bury	85 lbs.
935-304			948-3P4			Champion 6' no backrest Wall Mount	85 lbs.
935-307			948-3P7			Champion 6' no backrest Surface Mount	85 lbs.
935-501			948-5P1			Champion 8' no backrest Free Standing	95 lbs.
935-502			948-5P2			Champion 8' no backrest Direct Bury	95 lbs.
935-504			948-5P4			Champion 8' no backrest Wall Mount	95 lbs.
935-507			948-5P7			Champion 8' no backrest Surface Mount	95 lbs.
935-601			948-6P1			Champion 10' no backrest Free Standing	135 lbs.
935-602			948-6P2			Champion 10' no backrest Direct Bury	135 lbs.
935-604			948-6P4			Champion 10' no backrest Wall Mount	135 lbs.
935-607			948-6P7			Champion 10' no backrest Surface Mount	135 lbs.



Questions? Call 877-746-3826

13

www.premierpolysteel.com






8' Memorial Bench with perforated steel



936-501 8' free standing expanded metal bench ▲

CHAMPION SERIES SUPREME BENCHES

The seats and backrests are a full 5 inches deeper with the Champion Supreme bench for a total depth of 15 inches! Available with a backrest in 4, 6, 8, and 10 foot lengths. Surface choices are the poly-vinyl coated diamond shaped expanded metal and the punched-hole look of perforated steel. Personalize your Champion Supreme bench with a dedication/ memorial plaque or custom letters.



▲ 936-5L1 8' Champion Supreme expanded metal bench

MODEL					PRODUCT				WEIGHT
Expanded Metal*	Letters	Plaque	Letters and Plaque	Perforated Steel	Letters	Plaque	Letters and Plaque		
936-101	936-1L1	936-1M1	936-1LM1	910-1P1	910-1LP1	910-1MP1	910-1LMP1	Champion Supreme 4' with backrest, Free Standing	120 lbs.
936-102	936-1L2	936-1M2	936-1LM2	910-1P2	910-1LP2	910-1MP2	910-1LMP2	Champion Supreme 4' with backrest, Direct Bury	120 lbs.
936-107	936-1L7	936-1M7	936-1LM7	910-1P7	910-1LP7	910-1MP7	910-1LMP7	Champion Supreme 4' with backrest, Surface Mount	120 lbs.
936-301	936-3L1	936-3M1	936-3LM1	910-3P1	910-3LP1	910-3MP1	910-3LMP1	Champion Supreme 6' with backrest, Free Standing	130 lbs.
936-302	936-3L2	936-3M2	936-3LM2	910-3P2	910-3LP2	910-3MP2	910-3LMP2	Champion Supreme 6' with backrest, Direct Bury	130 lbs.
936-307	936-3L7	936-3M7	936-3LM7	910-3P7	910-3LP7	910-3MP7	910-3LMP7	Champion Supreme 6' with backrest, Surface Mount	130 lbs.
936-501	936-5L1	936-5M1	936-5LM1	910-5P1	910-5LP1	910-5MP1	910-5LMP1	Champion Supreme 8' with backrest, Free Standing	150 lbs.
936-502	936-5L2	936-5M2	936-5LM2	910-5P2	910-5LP2	910-5MP2	910-5LMP2	Champion Supreme 8' with backrest, Direct Bury	150 lbs.
936-507	936-5L7	936-5M7	936-5LM7	910-5P7	910-5LP7	910-5MP7	910-5LMP7	Champion Supreme 8' with backrest, Surface Mount	150 lbs.
936-601	936-6L1	936-6M1	936-6LM1	910-6P1	910-6LP1	910-6MP1	910-6LMP1	Champion Supreme 10' with backrest, Free Standing	185 lbs.
936-602	936-6L2	936-6M2	936-6LM2	910-6P2	910-6LP2	910-6MP2	910-6LMP2	Champion Supreme 10' with backrest, Direct Bury	185 lbs.
936-607	936-6L7	936-6M7	936-6LM7	910-6P7	910-6LP7	910-6MP7	910-6LMP7	Champion Supreme 10' with backrest, Surface Mount	185 lbs.
937-101				911-1P1				Champion Supreme 4' no backrest, Free Standing	95 lbs.
937-102				911-1P2				Champion Supreme 4' no backrest, Direct Bury	95 lbs.
937-104				911-1P4				Champion Supreme 4' no backrest, Wall Mount	95 lbs.
937-107				911-1P7				Champion Supreme 4' no backrest, Surface Mount	95 lbs.
937-301				911-3P1				Champion Supreme 6' no backrest, Free Standing	95 lbs.
937-302				911-3P2				Champion Supreme 6' no backrest, Direct Bury	95 lbs.
937-304				911-3P4				Champion Supreme 6' no backrest, Wall Mount	95 lbs.
937-307				911-3P7				Champion Supreme 6' no backrest, Surface Mount	95 lbs.
937-501				911-5P1				Champion Supreme 8' no backrest, Free Standing	105 lbs.
937-502				911-5P2				Champion Supreme 8' no backrest, Direct Bury	105 lbs.
937-504				911-5P4				Champion Supreme 8' no backrest, Wall Mount	105 lbs.
937-507				911-5P7				Champion Supreme 8' no backrest, Surface Mount	105 lbs.
937-601				911-6P1				Champion Supreme 10' no backrest, Free Standing	150 lbs.
937-602				911-6P2				Champion Supreme 10' no backrest, Direct Bury	150 lbs.
937-604				911-6P4				Champion Supreme 10' no backrest, Wall Mount	150 lbs.
937-607				911-6P7				Champion Supreme 10' no backrest, Surface Mount	150 lbs.



GRAND CONTOUR SERIES

The Grand Contour series of benches deliver strength and unmatched durability! The seats will not sag over time! This bench is available in three different material patterns, including coated laser cut steel, welded rod, and the diamond shaped design of expanded metal. Sturdy and comfortable, this bench is built to last! Customize any Grand Contour bench with a backrest by adding a dedication/memorial plaque.

BENCHES



▲ 939-103 Grand Contour 4' bench with welded rod design



▲ 974-303 6' Grand Contour bench in expanded metal



▲ 985-303 Grand Contour 6' bench in laser cut steel



▲ 971-3M3 Grand Contour 6' Memorial bench in laser cut steel

MODEL			WITH PLAQUE			PRODUCT	WEIGHT
Expanded	Welded Rod	Laser	Expanded	Welded Rod	Laser		
974-103	939-103	971-103	974-1M3	939-1M3	971-1M3	4' with backrest	125-135 lbs.
974-303	939-303	971-303	974-3M3	939-3M3	971-3M3	6' with backrest	150-170 lbs.
973-103	976-103	985-103	N/A	N/A	N/A	4' without backrest	110-115 lbs.
973-303	976-303	985-303	N/A	N/A	N/A	6' without backrest	120-130 lbs.



Questions? Call 877-746-3826

15

www.premierpolysteel.com



GRAND CONTOUR SERIES IN-LINE SEATING



▲ 938-307 In-Line Grand Contour expanded metal bench, surface mount



This is our 4th year at USC that we have extremely enjoyed our new Premier Polysteel Furniture here. We have a selection of equipment, such as picnic tables, benches, and trash can receptacles, all built with a high-quality product. They are very rugged and well-constructed. We love them so much, we are ordering a buddy bench for our playground. I would highly recommend this product to anyone that is in need for this type of outdoor equipment. You will never go wrong with Premier Polysteel!

Dan Ehlert, Director of Buildings and Grounds
United South Central School

MODEL			WITH PLAQUE			PRODUCT	WEIGHT
Expanded	Welded Rod	Laser	Expanded	Welded Rod	Laser		
938-302	981-302	982-302	938-3M2	981-3M2	982-3M2	Grand Contour 3 Seat In-Line with backrest, Direct Bury	140 lbs.
938-307	981-307	982-307	938-3M7	981-3M7	982-3M7	Grand Contour 3 Seat In-Line with backrest, Surface Mount	140 lbs.
977-302	983-302	984-302				Grand Contour 3 Seat In-Line no backrest, Direct Bury	120 lbs.
977-307	983-307	984-307				Grand Contour 3 Seat In-Line no backrest, Surface Mount	120 lbs.
938-45D-2	981-45D-2	982-45D-2	938-45DM-2	981-45DM-2	982-45DM-2	45 Degree, Direct Bury	140 lbs.
938-45D-7	981-45D-7	982-45D-7	938-45DM-7	981-45DM-7	982-45DM-7	45 Degree, Surface Mount	140 lbs.
972-45D-2	983-45D-2	984-45D-2	N/A	N/A	N/A	45 Degree without backrest, Direct Bury	120 lbs.
972-45D-7	983-45D-7	984-45D-7	N/A	N/A	N/A	45 Degree without backrest, Surface Mount	120 lbs.

* Add 'X' to the end of the part number for convex seats

GRAND CONTOUR SERIES 45 DEGREE SEATING



▲ 938-45D-2X Grand Contour 45 degree expanded metal*



Questions? Call 877-746-3826

16

www.premierpolysteel.com



SWINGS

Premier Polysteel Grand Contour swings are the perfect blend of form and function. The one-piece contoured swing is completely coated with UV stable, mold resistant poly-vinyl. Seat surface options include expanded metal, welded rod, or laser cut steel patterns. Heavy-duty poly-vinyl coated steel pipe supports the swing. Commercial grade cast iron hinges round out the durable construction. The swings are also available in Memorial styles.



▲ 971-SM12 6' Laser Cut Steel Memorial Swing

MODEL			With Plaque			PRODUCT	WEIGHT
Expanded Metal	Welded Rod	Laser Cut Steel	Expanded Metal	Welded Rod	Laser Cut Steel		
974-S02	939-S02	971-S02	974-SM02	939-SM02	971-SM02	Grand Contour 4' Swing, Direct Bury	180 lbs.
974-S12	939-S12	971-S12	974-SM12	939-SM12	971-SM12	Grand Contour 6' Swing, Direct Bury	210 lbs.

AVAILABLE COLORS



▲ 6' Expanded Metal with 3 memorial plaques (custom order)



AVAILABLE STYLES



Welded Rod



Expanded Metal



Laser

◀ 6' Expanded Metal Swing with custom armrests



Questions? Call 877-746-3826

17

www.premierpolysteel.com



RECEPTACLES

The Durable Site Solution

The durable strength of Premier Polysteel receptacles offers a perfect site solution for containing trash. Both attractive and maintenance free, all receptacles styles are 100% coated with UV stable, mold resistant plastisol (poly-vinyl). Liners are included with all 32 gallon receptacles.

Square receptacles are available with 32 and 55 gallon capacities. Choose expanded metal, welded rod, laser cut steel, or perforated steel sides.

Round receptacles are available in 11, 22, 32, and 55 gallon capacities. Standard round receptacles ship flat and some assembly is required. One-piece round receptacles are available in 22, 32, and 55 gallon sizes. They arrive ready to go to work. Coated flat lids come with the option of and 8 inch or a 16 inch opening and are sold separately. The 11 gallon receptacle is a complete unit with lid and liner included. All round receptacles are available with the diamond shaped expanded metal sides.

MODEL					PRODUCT	WEIGHT
Expanded Metal	Welded Rod	Perforated Steel	Laser Cut Steel	Other		
996-031	993-031	992-031	994-031		Arch Lid 32 Gallon Square Receptacle	120 lbs.
996-051	993-051	996-P51	994-051		Arch Lid 55 Gallon Square Receptacle	145 lbs.
987-131					11 Gallon Round Receptacle (lid and liner included)	30 lbs.
988-131					22 Gallon 1 Piece Round Receptacle (lid sold separately)	38 lbs.
995-131					32 Gallon 1 Piece Round Receptacle (lid sold separately)	48 lbs.
989-131					55 Gallon 1 Piece Round Receptacle (lid sold separately)	66 lbs.
995-031					32 Gallon Wrap-Round Receptacle, ships flat (lid sold separately)	100 lbs.
995-001					Flat Lid for 22 and 32 Gallon with 8" hole	17 lbs.
995-005					Flat Lid for 22 and 32 Gallon with 16" hole	17 lbs.
995-003					Flat Lid for 55 Gallon with 8" hole	23 lbs.
995-007					Flat Lid for 55 Gallon with 16" hole	23 lbs.
				DOMELID	Polydome Lid for 32 Gallon	9 lbs.
				99DBKIT	Receptacle Direct Bury Kit	10 lbs.
				LIDCABLE	Lid Cable for Receptacle	<1 lbs.



◀ NEW PRODUCT!
987-131 11-gallon receptacle

*Lids for round receptacles are sold separately.




Questions? Call 877-746-3826

18

www.premierpolysteel.com





994-031 laser cut steel sides, 32 gallon ▶

995-131 (no assembly needed)
with Lid 995-001, 32 gallon ▼

996-031 expanded metal sides, 32 gallon ▼



995-031 (ships flat)
with Lid 995-001, 32 gallon ▶



Questions? Call 877-746-3826

19

www.premierpolysteel.com



SITE AMENITIES

PATIO FURNITURE

Laser Patio Table
and Chairs

Perfect for the patio or relaxing poolside, Premier Polysteel patio sets compliment all settings. The comfortably contoured chairs feature adjustable feet. Both the patio table and the bar table have a 30 inch diameter surface. The durability of these products is evident in the weight of each piece. Using first-rate materials and the thick UV stable, mold resistant poly-vinyl coating guarantees they will last a lifetime.



Expanded Metal Patio Chair



Welded Rod Bar Chair



Welded Rod Patio Chair



Expanded Metal Bar Chair

MODEL			PRODUCT	WEIGHT
Expanded	Welded Rod	Laser		
939-D31	939-D21	939-D11	Patio Chair	25 lbs.
908-D81	N/A	958-D81	Patio Table	55 lbs.
939-B31	939-B21	939-B11	Patio Bar Chair	40 lbs.
908-B81	N/A	958-B81	Patio Bar Table	70 lbs.



Laser Bar Table and Chairs



Questions? Call 877-746-3826

20

www.premierpolysteel.com



CHAISE LOUNGE

Rest in style on the Premier Polysteel Chaise Lounge, offering unmatched strength in the toughest of environments!



The Premier Polysteel Chaise Lounge features strong wheels for easy mobility and a backrest adjustable to four different positions. Because it is completely coated with a thick layer of UV stable poly-vinyl, there will be no problem with rusting or fading.

Comfortable and beautiful custom cushions are available for this customer-favorite product. We have carefully selected twelve Sunbrella fabrics that match wonderfully with our standard colors. See page 28.

MODEL	PRODUCT	WEIGHT
900-101	Chaise Lounge, Expanded Metal	105 lbs.
900-CLC	Chaise Lounge Custom Cushion	5 lbs.



PATIO FURNITURE

AVAILABLE FABRICS



Jockey Red



Navy



Aruba



Daffodil




Macaw



Sand



Astoria Sunset



Dolce Oasis



Bravada Limelight



Milano Charcoal



Brannon Redwood



Stanton Greystone



Questions? Call 877-746-3826

21

www.premierpolysteel.com





▲ 941-3P1 6' with perforated steel surfaces

JUST FOR KIDS!

CHAMPION KIDS SERIES KIDS PICNIC TABLES

Champion Kid's picnic tables are made with the same high quality standards found in all Premier Polysteel products. The steel tables have a 1/8+ inch coating of poly-vinyl that is UV stable, mold resistant, and compliant with worldwide poly-vinyl standards. The completely coated picnic tables have no holes to allow access to bees and other insects. Choose from our twelve Premier Polysteel colors! Mix and match up to three color combinations for a fun and bright look!



▲ 944-091 3'Square with expanded metal surfaces

◀ 941-301 6' Kids table

MODEL		PRODUCT	WEIGHT
Expanded	Perforated		
944-091	944-P91	Champion Kids 3' Square, Free Standing	240 lbs.
941-101	941-1P1	Champion Kids 4' Rectangle, Free Standing	140 lbs.
941-301	941-3P1	Champion Kids 6' Rectangle, Free Standing	165 lbs.
941-501	941-5P1	Champion Kids 8' Rectangle, Free Standing	190 lbs.



Questions? Call 877-746-3826

22

www.premierpolysteel.com





936-3B1 6' Supreme Buddy Bench ►




"We launched a pro-friend campaign at our school this fall, and we are so grateful that the installation of our Premier Polysteel Buddy Bench supports all that our pro-friend campaign stands for – showing kindness and respect to others, and inclusion of all. We love that our Buddy Bench has given our students a safe place on our playground to eliminate loneliness and foster friendships. The Buddy Bench has provided a great opportunity for all our students to continue to grow their circle of friends so everyone has someone to play with."

– Paul Wenger, Jordan Creek Elementary Principal, West Des Moines

ENCOURAGING FRIENDSHIP

Encourage friendship with a beautiful Premier Polysteel Buddy Bench! The Champion Supreme Buddy Bench has a full 15-inch seat and backrest depth. Add a plaque as a dedication or a memorial to honor a special group or person. These commercial quality steel benches are coated completely with poly-vinyl and will never rust or corrode. The Buddy Bench comes with an industry leading 20 year warranty!



936-3MB7 Memorial Buddy Bench, surface mount.

PATIO FURNITURE

MODEL				PRODUCT	WEIGHT
Expanded Metal	Expanded with Plaque	Perforated Steel	Perforated with Plaque		
936-3B1	936-3MB1	936-3BP1	936-3MBP1	Champion Supreme 6' Buddy Bench with back, Free Standing	130 lbs.
936-3B2	936-3MB2	936-3BP2	936-3MBP2	Champion Supreme 6' Buddy Bench with back, Direct Bury	130 lbs.
936-3B7	936-3MB7	936-3BP7	936-3MBP7	Champion Supreme 6' Buddy Bench with back, Surface Mount	130 lbs.
936-5B1	936-5MB1	936-5BP1	936-5MBP1	Champion Supreme 8' Buddy Bench with back, Free Standing	150 lbs.
936-5B2	936-5MB2	936-5BP2	936-5MBP2	Champion Supreme 8' Buddy Bench with back, Direct Bury	150 lbs.
936-5B7	936-5MB7	936-5BP7	936-5MBP7	Champion Supreme 8' Buddy Bench with back, Surface Mount	150 lbs.



Questions? Call 877-746-3826

23

www.premierpolysteel.com



TREE GRATES & GUARDS

The perfect complement to any landscape design! Premier Polysteel tree grates and guards are made of durable steel and are completely coated with plastisol (poly-vinyl).

The two piece tree grate will protect the soil around the tree from compressing while letting in available moisture. The standard size is 44" x 44", and custom sizes are available.

The attractive Premier Polysteel tree guard will protect young trees from the physical dangers that are natural to urban walkways.

MODEL	PRODUCT	WEIGHT
TGT44x44	Standard Size Tree Grate, Coated Laser Cut Steel	92 lbs.
TGD10x36	Standard Size Guard, Coated Metal	35 lbs.

PLANTERS



9PL-102 ▶




9PL-201 ▶

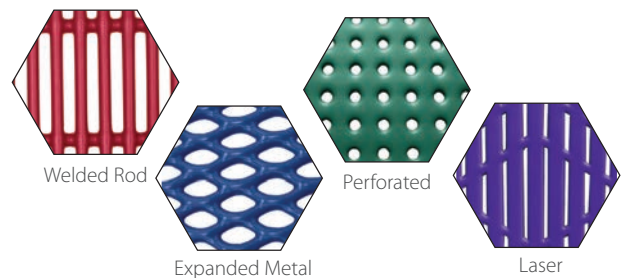
Create curb appeal with beautiful Premier Polysteel planters! The perfect balance to any landscape design, the poly-vinyl coated planters are built with the same high quality standards as our furniture. The standard size of the square planters are 26" x 26" x 18", and the standard size of the round planter is 28" diameter x 18" height. Custom sizes are available.

MODEL				PRODUCT	WEIGHT
Expanded	Welded Rod	Perforated	Laser		
9PL-202	9PL-201	9PL-2P2	9PL-2L2	Square Planter	50 lbs.
9PL-102				Round Planter	45 lbs.
9PL-2M2	9PL-2M1	9PL-2MP2	9PL-2ML2	Square Memorial Planter	50 lbs.

AVAILABLE COLORS



AVAILABLE STYLES



Questions? Call 877-746-3826

25

www.premierpolysteel.com



SITE AMENITIES


BIKE RACKS



997-510 ▶

"We are so happy with the bike rack that was made for us by Premier Polysteel. It is so well-built and solid. Users don't have to worry about it tipping over when they park their bikes. When they lock their bikes in, they can be sure they're not going anywhere! And it won't rust, fall apart, or get bent out of shape like racks of lesser quality. We didn't have a bike rack before, so we like the fact that having it encourages people to ride their bikes to church and keeps the kid's bikes off the sidewalk. It's a fantastic bike rack in every way!"

Sarah from Open Doors
United Methodist Church



LOOP STYLE

The Premier Polysteel loop style bike rack is our no-assembly, space-saving solution. It is available in five lengths and ships as one solid piece of durability. As with all our products, it is completely coated in one of twelve standard colors of plastisol. No rusting – no chipping paint – no maintenance!

MODEL	PRODUCT		WEIGHT
	Surface Mount	Direct Bury	
997-502	997-202	1 Loop Bike Rack	45 lbs.
997-503	997-203	2 Loop Bike Rack	65 lbs.
997-506	997-206	3 Loop Bike Rack	85 lbs.
997-507	997-207	4 Loop Bike Rack	120 lbs.
997-510	997-210	5 Loop Bike Rack	140 lbs.



◀ 997-107

GATE STYLE

Providing 200+ pounds of durability and stability, the traditional gate style bike rack is a classic. Available in 5 foot and 8 foot lengths, it features two-sided bike parking. Maintenance free!



◀ 997-005

MODEL	PRODUCT		WEIGHT
	Free Standing/Bolt Down	Direct Bury	
997-005	997-205	Bike Rack, 5' Gate Style	210 lbs.
997-008	997-208	Bike Rack, 8' Gate Style	290 lbs.
997-107		Bike Rack, Single T-Post	20 lbs.



GRILLS & FIRE RINGS



FIRE RINGS

Features a 300 square inch cooking grate that is adjustable to four positions. Three styles available.

COVERED GRILLS

A hinged cover holds in the smoke and heat to give food that "smoked" flavor.



MULTI-LEVEL PEDESTAL GRILLS

Practical and theft resistant, this heavy-duty grill comes standard with rounded corners, drain holes, and 360 degrees rotation.

GROUP GRILLS

Includes two separate cooking grates that are adjustable to four levels. Anti-theft design.



MODEL	PRODUCT	WEIGHT
999-ECG1929	Covered Grill, In-Ground, Surface Mount, 320 sq. inch cooking surface	145 lbs.
999-ECG1941	Covered Grill, In-Ground, Surface Mount, 500 sq. inch cooking surface	188 lbs.
999-SF16	Pedestal Flip Grate Grill, In-Ground, Black, 20"x15"x10" cooking surface	79 lbs.
999-SF16SM	Pedestal Flip Grate Grill, Surface Mount, Black, 20"x15"x10" cooking surface	79 lbs.
999-SB16	Pedestal Grill with Ash Lip, In-Ground, Black, 20"x15"x10" cooking surface	79 lbs.
999-SB16SM	Pedestal Grill with Ash Lip, Surface Mount, Black, 20"x15"x10" cooking surface	79 lbs.
999-SB3628U	Group Grill, Surface Mount, two adjustable cooking grates 36"x28"x10" each	246 lbs.
999-SB3628UIG	Group Grill, In-Ground, two adjustable cooking grates 36"x28"x10" each	266 lbs.
999-ECSUS	Optional Side Utility Shelf for Covered Grills, Black-fits to side of 999-ECG1929 and 999-ECG1941	10 lbs.
999-UT	Optional Back Utility Shelf, Black-fits to back of pedestal grills	10 lbs.
999-UTG	Optional Back Utility Shelf, Galvanized-fits to back of pedestal grills	10 lbs.
999-ECPCB	Optional Portable Castor Base for Covered Grills, Black	29 lbs.
999-ECSM	Optional Surface Mount Base for Covered Grills, Black	10 lbs.
999-ECWB29	Warming Basket for 999-ECG1929	10 lbs.
999-ECWB41	Warming Basket for 999-ECG1941	13 lbs.
AFG80TB	Fire Ring with tilt back style staple anchors, Black, 31"x34"x6"	89 lbs.
AFG80SAS	Fire Ring with spade anchors for stationary mounting, Black, 31"x34"x6"	91 lbs.
AFG80WCSAS	ADA Compliant Fire Ring with spade anchors, Black, 34"x34" with adjustable cooking height of 19"-24"	167 lbs.



Questions? Call 877-746-3826

27

www.premierpolysteel.com



SITE AMENITIES

UMBRELLAS & CUSHIONS

▼ 9' Lucaya Style with Sunflower canopy and bright aluminum pole



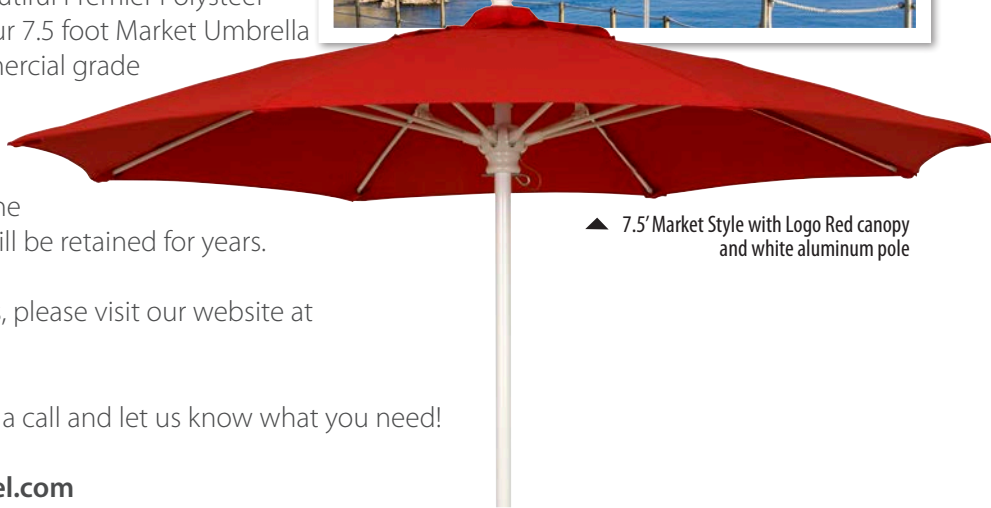
LUCAYA AND MARKET UMBRELLAS

Enjoy the shade and added protection of beautiful Premier Polysteel umbrellas. Perfect for the patio or poolside, our 7.5 foot Market Umbrella and 9 foot Lucaya Umbrella styles have commercial grade strength and also feature Sunbrella canopies. Sunbrella fabric is woven from solution-dyed acrylic fiber, creating a soft, comfortable, and breathable surface with canvas-like texture. The colors and vibrancy of the canvas-like cloth will be retained for years.

For all our standard umbrella styles and colors, please visit our website at www.premierpolysteel.com/umbrellas

Not seeing the fabric color you want? Give us a call and let us know what you need!

P: 877-746-3826 E: sales@premierpolysteel.com




▲ 7.5' Market Style with Logo Red canopy and white aluminum pole

UMBRELLA BASE



Firmly secure the Premier Polysteel umbrella with a poly-vinyl coated umbrella base available in any of our twelve standard colors. At 22 pounds, the weight of this product offers great stability. It can be additionally weighted by filling it with concrete. The maintenance-free accessory will not rust or chip.

MODEL	PRODUCT	WEIGHT
9LPU	9' Lucaya Umbrella	29 lbs.
7MPU	7.5' Market Umbrella	18 lbs.
955-980	Umbrella Base	22 lbs.
900-CLC	Chaise Lounge Cushion	5 lbs.




CUSHIONS

The chaise lounge cushions are custom made for Premier Polysteel and also have ties to fasten to the frame. Our cushions are available in twelve carefully selected fabric choices. More options are available by contacting Premier Polysteel through the website or by calling the number below.



◀ 900-CLC-Bravada Limelight



Questions? Call 877-746-3826

28

www.premierpolysteel.com



ACCESSORIES/SITE AMENITIES

PRODUCT	MODEL #	WEIGHT	MOUNTING OPTIONS	MATERIAL	COLORS	PAGE #
Tamper Proof Hardware				Stainless Steel		5
Chaise Lounge Cushion	900-CLC	32 lbs.		Acrylic		21, 28
Covered Grill 320 sq in cooking surface	999-ECG1929	144 lbs.	In-Ground	Steel	Black Enamel	27
Covered Grill 500 sq in cooking surface	999-ECG1941	188 lbs.	In-Ground	Steel	Black Enamel	27
Side Utility Shelf for Covered Grill	999-ECSUS	10 lbs.		Steel	Black Enamel	27
Portable Castor Base for Covered Grill	999-ECPCB	29 lbs.	Portable	Steel	Black Enamel	27
Fire Ring 31"x34"	AFG80-TB	86 lbs.	Tilt-back, Staple Anchors	Steel	Black Enamel	27
Fire Ring 31"x34"	AFG80-SAS	91 lbs.	Spade Anchor Stakes	Steel	Black Enamel	27
Fire Ring 31"x34" ADA Compliant	AFG80-WCSAS	167 lbs.	Spade Anchor Stakes	Steel	Black Enamel	27
Group Grill 26" x 28" x 10"	999-SB3628UIG	266 lbs	In-Ground	Steel	Black Enamel	27
Group Grill 26" x 28" x 10"	999-SB3628U	246 lbs	Surface Mount	Steel	Black Enamel	27
Multi-Level Pedestal Grill Flip-Back Grate	999-SF16SM	79 lbs	Surface Mount	Steel	Galvanized	27
Multi-Level Pedestal Grill Flip-Back Grate	999-SF16	79 lbs	In-Ground	Steel	Galvanized	27
Multi-Level Pedestal Grill	999-SB16SM	79 lbs	Surface Mount	Steel	Galvanized	27
Multi-Level Pedestal Grill	999-SB16SM	79 lbs	In-Ground	Steel	Galvanized	27
Utility Shelf 8"x20" for Multi-Level Pedestal Grills	999-UT	10 lbs.		Steel	Black	27
Utility Shelf 8"x20" for Multi-Level Pedestal Grills	999-UTG	10 lbs.		Steel	Galvanized	27
Receptacle Direct Bury Kit	99DBKIT	2 lbs	In-Ground	Coated Pipe		18
Receptacle Lid Cable	LIDCABLE	1 lb		Vinyl Covered	Clear Vinyl	18
Umbrella, 9' Lucaya	9LPU	29 lbs.		Acrylic/Aluminum	See Website	28
Umbrella, 7.5' Market	7MPU	18 lbs.		Acrylic/Aluminum	See Website	28
Umbrella Base	955-980	22 lbs.	Portable	Coated Metal		28

CHAMPION BENCHES

Model numbers shown are free standing benches in coated expanded metal. The 15' benches are shown in direct bury. For other mounts and styles, including plaques and letters, please see the corresponding page.

PRODUCT	MODEL #	WEIGHT	MOUNTING OPTIONS	MATERIAL	COLORS	PAGE #
6' Supreme Buddy Bench, Free Standing	936-3B1	130 lbs.	Free Standing, Direct Bury, Surface Mount			23
8' Supreme Buddy Bench, Free Standing	936-5B1	150 lbs.	Free Standing, Direct Bury, Surface Mount			23
4' With Back, Free Standing	934-101	110 lbs.	Free Standing, Direct Bury, Surface Mount			13
6' With Back, Free Standing	934-301	130 lbs.	Free Standing, Direct Bury, Surface Mount			13
8' With Back, Free Standing	934-501	150 lbs.	Free Standing, Direct Bury, Surface Mount			13
10' With Back, Free Standing	934-601	185 lbs.	Free Standing, Direct Bury, Surface Mount			13
4' Without Back, Free Standing	935-101	75 lbs.	Free Standing, Direct Bury, Surface Mount			13
6' Without Back, Free Standing	935-301	85 lbs.	Free Standing, Direct Bury, Surface Mt, Wall Mt.			13
8' Without Back, Free Standing	935-501	95 lbs.	Free Standing, Direct Bury, Surface Mt, Wall Mt.			13
10' Without Back, Free Standing	935-601	135 lbs.	Free Standing, Direct Bury, Surface Mt, Wall Mt.			13
15' Without Back, Direct Bury	935-702	270 lbs.	Direct Bury, Surface Mt, Wall Mt.			13



Questions? Call 877-746-3826














29

www.premierpolysteel.com

































CHAMPION BENCHES

Model numbers shown are free standing benches in coated expanded metal. The 15' benches are shown in direct bury. For other mounts and styles, including plaques and letters, please see the corresponding page.

PRODUCT	MODEL #	WEIGHT	MOUNTING OPTIONS	MATERIAL	COLORS	PAGE #
4' Supreme with back, Free Standing	936-101	110 lbs.	Free Standing, Direct Bury, Surface Mount			14
6' Supreme with back, Free Standing	936-301	130 lbs.	Free Standing, Direct Bury, Surface Mount			14
8' Supreme with back, Free Standing	936-501	150 lbs.	Free Standing, Direct Bury, Surface Mount			14
10' Supreme with back, Free Standing	936-601	185 lbs.	Free Standing, Direct Bury, Surface Mount			14
4' Supreme without back, Free Standing	937-101	80 lbs.	Free Standing, Direct Bury, Surface Mt, Wall Mt			14
6' Supreme without back, Free Standing	937-301	90 lbs.	Free Standing, Direct Bury, Surface Mt, Wall Mt			14
8' Supreme without back, Free Standing	937-501	100 lbs.	Free Standing, Direct Bury, Surface Mt, Wall Mt			14
10' Supreme without back, Free Standing	934-601	145 lbs.	Free Standing, Direct Bury, Surface Mt, Wall Mt			14
15' Supreme without back, Direct Bury	934-702	205	Direct Bury, Surface Mt, Wall Mt			14

GRAND CONTOUR BENCHES

Model numbers do not show all mounting options. For more styles, including plaques, please see the corresponding page

PRODUCT	MODEL #	WEIGHT	MOUNTING OPTIONS	MATERIAL	COLORS	PAGE #
3 Seat In-Line, Expanded, Surface Mount	938-307	140 lbs.	Surface Mount, Direct Bury			16
3 Seat In-Line, Welded Rod, Surface Mount	981-307	140 lbs.	Surface Mount, Direct Bury			16
3 Seat In-Line, Laser, Surface Mount	982-307	160 lbs.	Surface Mount, Direct Bury			16
3 Seat In-Line no backrest, Expanded, Surface Mount	977-307	120 lbs.	Surface Mount, Direct Bury			16
3 Seat In-Line no backrest, Welded Rod, Surface Mount	983-307	120 lbs.	Surface Mount, Direct Bury			16
3 Seat In-Line no backrest, Laser, Surface Mount	984-307	140 lbs.	Surface Mount, Direct Bury			16
45 Degree, Expanded, Surface Mount	938-45D-7	140 lbs.	Surface Mount, Direct Bury			16
45 Degree, Welded Rod, Surface Mount	981-45D-7	140 lbs.	Surface Mount, Direct Bury			16
45 Degree, Laser, Surface Mount	982-45D-7	160 lbs.	Surface Mount, Direct Bury			16
45 Degree no backrest, Expanded, Surface Mount	972-45D-7	120 lbs.	Surface Mount, Direct Bury			16
45 Degree no backrest, Welded Rod, Surface Mount	983-45D-7	120 lbs.	Surface Mount, Direct Bury			16
45 Degree no backrest, Laser, Surface Mount	984-45D-7	140 lbs.	Surface Mount, Direct Bury			16
4' Bench, Expanded, Free Standing w/ Surface Mt Option	974-103	125 lbs.	Free Standing with Bolt-Down Surface Mount Option			15
4' Bench, Welded Rod, Free Standing w/ Surface Mt Option	939-103	125 lbs.	Free Standing with Bolt-Down Surface Mount Option			15
4' Bench, Laser, Free Standing w/ Surface Mt Option	971-103	145 lbs.	Free Standing with Bolt-Down Surface Mount Option			15



Questions? Call 877-746-3826



















30

www.premierpolysteel.com















GRAND CONTOUR BENCHES

Model numbers do not show all mounting options. For more styles, including plaques, please see the corresponding page











PRODUCT	MODEL #	WEIGHT	MOUNTING OPTIONS	MATERIAL	COLORS	PAGE #
6' Bench, Expanded, Free Standing w/ Surface Mt Option	974-303	145 lbs.	Free Standing with Bolt-Down Surface Mount Option			15
6' Bench, Welded Rod, Free Standing w/ Surface Mt Option	939-303	145 lbs.	Free Standing with Bolt-Down Surface Mount Option			15
6' Bench, Laser, Free Standing w/ Surface Mt Option	971-303	165 lbs.	Free Standing with Bolt-Down Surface Mount Option			15
4' Bench no backrest, Expanded, FS/SM	973-103	125 lbs.	Free Standing with Bolt-Down Surface Mount Option			15
4' Bench no backrest, Welded Rod, FS/SM	976-103	125 lbs.	Free Standing with Bolt-Down Surface Mount Option			15
4' Bench no backrest, Laser, FS/SM	985-103	145 lbs.	Free Standing with Bolt-Down Surface Mount Option			15
6' Bench no backrest, Expanded, FS/SM	973-303	110 lbs.	Free Standing with Bolt-Down Surface Mount Option			15
6' Bench no backrest, Welded Rod, FS/SM	976-303	110 lbs.	Free Standing with Bolt-Down Surface Mount Option			15
6' Bench no backrest, Laser, FS/SM	985-303	120 lbs.	Free Standing with Bolt-Down Surface Mount Option			15

GRAND CONTOUR SWINGS

Model numbers do not show all mounting options. For more styles, including plaques, please see the corresponding page

PRODUCT	MODEL #	WEIGHT	MOUNTING OPTIONS	MATERIAL	COLORS	PAGE #
4' Expanded Metal	974-S02	180 lbs.	Direct Bury			17
4' Welded Rod	939-S02	180 lbs.	Direct Bury			17
4' Laser	971-S02	190 lbs.	Direct Bury			17
6' Expanded Metal	974-S12	210 lbs.	Direct Bury			17
6' Welded Rod	939-S12	210 lbs.	Direct Bury			17
6' Laser	971-S12	225 lbs.	Direct Bury			17

PATIO FURNITURE

PRODUCT	MODEL #	WEIGHT	MOUNTING OPTIONS	MATERIAL	COLORS	PAGE #
Patio Chair, Expanded	939-D31	55 lbs.	Free Standing			20
Patio Chair, Welded Rod	939-D21	55 lbs.	Free Standing			20
Patio Chair, Laser	939-D11	60 lbs.	Free Standing			20
Patio Table, Expanded	908-D81	110 lbs.	Free Standing			20
Patio Table, Laser	958-D81	120 lbs.	Free Standing			20













Questions? Call 877-746-3826

31



www.premierpolysteel.com






PATIO FURNITURE

PRODUCT	MODEL #	WEIGHT	MOUNTING OPTIONS	MATERIAL	COLORS	PAGE #
Patio Bar Chair, Expanded	939-B31	60 lbs.	Free Standing			20
Patio Bar Chair, Welded Rod	939-B21	60 lbs.	Free Standing			20
Patio Bar Chair, Laser	939-B11	65 lbs.	Free Standing			20
Patio Bar Table, Expanded	908-B81	115 lbs.	Free Standing			20
Patio Bar Table, Laser	958-B81	125 lbs.	Free Standing			20











CHAISE LOUNGE

PRODUCT	MODEL #	WEIGHT	MOUNTING OPTIONS	MATERIAL	COLORS	PAGE #
Chaise Lounge, Expanded	900-101	105 lbs.	Free Standing/Portable			21




TREE GRATES AND GUARDS

PRODUCT	MODEL #	WEIGHT	MOUNTING OPTIONS	MATERIAL	COLORS	PAGE #
44"x44" Tree Grate, Laser	TGT44x44	92 lbs.	Set within Customer Framed Border			24
18"x36" Tree Guard	TGD18x36	35 lbs.	Bolted to Tree Grate	Coated Metal		24

PLANTERS

PRODUCT	MODEL #	WEIGHT	MOUNTING OPTIONS	MATERIAL	COLORS	PAGE #
26"x26"x18" Square Planter, Expanded	9PL-202	50 lbs.	Free Standing			25
26"x26"x18" Square Planter, Welded Rod	9PL-201	50 lbs.	Free Standing			25
26"x26"x18" Square Planter, Laser	9PL-212	55 lbs.	Free Standing			25
26"x26"x18" Square Planter, Perforated	9PL-2P2	50 lbs.	Free Standing			25
28" dia. x 18" Round Planter, Expanded	9PL-102	45 lbs.	Free Standing			25

RECEPTACLES

PRODUCT	MODEL #	WEIGHT	MOUNTING OPTIONS	MATERIAL	COLORS	PAGE #
11 Gallon Round with Lid and Liner	987-131	30 lbs.	Free Standing			18, 19
32 Gal. Square with Arch Lid, Expanded	996-031	120 lbs.	Free Standing			18, 19
32 Gal. Square with Arch Lid, Welded Rod	993-031	120 lbs.	Free Standing			18, 19
32 Gal. Square with Arch Lid, Laser	994-031	125 lbs.	Free Standing			18, 19
32 Gal. Square with Arch Lid, Perforated	992-031	120 lbs.	Free Standing			18, 19
55 Gal. Square with Arch Lid, Expanded	996-051	165 lbs.	Free Standing			18, 19
55 Gal. Square with Arch Lid, Welded Rod	993-051	165 lbs.	Free Standing			18, 19






















Questions? Call 877-746-3826

32
















www.premierpolysteel.com



RECEPTACLES

PRODUCT	MODEL #	WEIGHT	MOUNTING OPTIONS	MATERIAL	COLORS	PAGE #
55 Gal. Square with Arch Lid, Laser	994-051	165 lbs.	Free Standing			18,19
55 Gal. Square with Arch Lid, Perforated	992-051	165 lbs.	Free Standing			18,19
One-piece Round Receptacle, 22 gal.	988-131	38 lbs.	Free Standing			18,19
One-piece Round Receptacle, 32 gal.	995-131	48 lbs.	Free Standing			18,19
One-piece Round Receptacle, 55 gal.	989-131	66 lbs.	Free Standing			18,19
Round Receptacle, Ships Flat and Unassembled, 32 gal.	995-031	100 lbs.	Free Standing			18,19
Flat Lid for 22 Gal. with 8" hole	995-001	15 lbs.		Coated Metal		18,19
Flat Lid for 22 Gal. with 16" hole	995-005	15 lbs.		Coated Metal		18,19
Flat Lid for 32 Gal with 8" hole	995-001	17 lbs.		Coated Metal		18,19
Flat Lid for 32 Gal with 16" hole	995-005	17 lbs.		Coated Metal		18,19
Flat Lid for 55 Gal. with 8" hole	995-003	23 lbs.		Coated Metal		18,19
Flat Lid for 55 Gal. with 16" hole	995-007	23 lbs.		Coated Metal		18,19
Polydome Lid for 32 Gal. *available in black, brown, blue, gray, red, yellow	DOMELID*	9 lbs.		Coated Metal		18,19

BIKE RACKS

PRODUCT	MODEL #	WEIGHT	MOUNTING OPTIONS	MATERIAL	COLORS	PAGE #
5' Gate Style, FS/SM	997-005	210 lbs.	Free Standing with a Bolt Down Option	Coated Pipe		26
5' Gate Style, Direct Bury	997-205	210 lbs.	Direct Bury	Coated Pipe		26
8' Gate Style, FS/SM	997-008	290 lbs.	Free Standing with a Bolt Down Option	Coated Pipe		26
8' Gate Style, Direct Bury	997-208	290 lbs.	Direct Bury	Coated Pipe		26
One-Loop, Surface Mount	997-502	40 lbs.	Surface Mount	Coated Pipe		26
One-Loop, Direct Bury	997-202	40 lbs.	Direct Bury	Coated Pipe		26
Two-Loop, Surface Mount	997-503	65 lbs.	Surface Mount	Coated Pipe		26
Two-Loop, Direct Bury	997-203	65 lbs.	Direct Bury	Coated Pipe		26
Three-Loop, Surface Mount	997-506	85 lbs.	Surface Mount	Coated Pipe		26
Three-Loop, Direct Bury	997-206	85 lbs.	Direct Bury	Coated Pipe		26
Four-Loop, Surface Mount	997-507	115 lbs.	Surface Mount	Coated Pipe		26
Four-Loop, Direct Bury	997-207	115 lbs.	Direct Bury	Coated Pipe		26
Five-Loop, Surface Mount	997-510	160 lbs.	Surface Mount	Coated Pipe		26
Five-Loop, Direct Bury	997-210	160 lbs.	Direct Bury	Coated Pipe		26
T Style Bike Rack	997-107	20 lbs.	Surface Mount	Coated Pipe		26

PICNIC TABLES



















Model numbers shown are free standing tables in coated expanded metal. For other mounts and styles please see the corresponding page.

PRODUCT	MODEL #	WEIGHT	MOUNTING OPTIONS	MATERIAL	COLORS	PAGE #
4' Square, Free Standing	926-101	300	Free Standing, Single Ped Direct Bury	 		7
4' Round, Free Standing	955-101	300	Free Standing, Single Ped Direct Bury	 		8
3'x6' Oval, Free Standing	956-301	255	Free Standing, Dbl Ped Direct Bury, Dbl Ped Surface Mount, Multi Ped Direct Bury, Multi Ped Surface Mount	 		10















PICNIC TABLES

Model numbers shown are free standing tables in coated expanded metal. For other mounts and styles please see the corresponding page.

PRODUCT	MODEL #	WEIGHT	MOUNTING OPTIONS	MATERIAL	COLORS	PAGE #
4' Rectangle, Free Standing	924-101	200	Free Standing, Single Pedestal Direct Bury	 		9
6' Rectangle, Free Standing	924-301	255	Free Standing, Single Ped Direct Bury, Single Ped Surface Mt, Dbl Ped Direct Bury, Multi Ped Surface Mount, Dbl Ped Surface Mt, Multi Ped Direct Bury	 		9
8' Rectangle, Free Standing	924-501	270	Free Standing, Dbl Ped Direct Bury, Multi Ped Surface Mount, Dbl Ped Surface Mt, Multi Ped Direct Bury	 		9
10' Rectangle, Free Standing	924-601	345	Free Standing	 		9
8' ADA Accessible, Free Standing	950-501	275	Free Standing, Dbl Ped Direct Bury, Dbl Ped Surface Mt, Multi Ped Direct Bury, Multi Ped Surface Mount	 		11
4'x5' ADA Accessible	927-101	300	Free Standing, Single Ped Direct Bury	 		11

KID'S PICNIC TABLES

Model numbers shown are for coated expanded metal. For perforated steel please see the corresponding page.

PRODUCT	MODEL #	WEIGHT	MOUNTING OPTIONS	MATERIAL	COLORS	PAGE #
4' Rectangle, Free Standing	941-101	140	Free Standing	 		22
6' Rectangle, Free Standing	941-301	165	Free Standing	 		22
8' Rectangle, Free Standing	941-501	190	Free Standing	 		22
3' Square, Free Standing	944-091	240	Free Standing	 		22



"On behalf of the City of Northwood we would like to express our sincere thanks and gratitude to the owners, staff, and employees of Premier Polysteel. For 20 years we have been a satisfied loyal customer as we have purchased picnic tables, benches, trash receptacles, swimming pool lounge chairs, tree grates, and bike racks. The construction and maintenance-free products have helped our city budget tremendously by saving the tax-payers money as there is no need for fixing or replacement of these products. They are durable, resistant, and remain rust-free. Some of our items are over 20 years and they have stood up the test of Iowa winters. Thank you Premier Polysteel for providing quality products, you are an asset to our community."

– Amber Julseth, City Administrator/Clerk



Questions? Call 877-746-3826

34

www.premierpolysteel.com





"Premier Polysteel has been our picnic table supplier for our first Amusement park in Nicaragua. Their products offer high quality and durability and their customer service is great. They respond very quickly and go above and beyond to help with anything they can."

Mariano Gutierrez, General Manager
Play Zone Park, Nicaragua

Tu Parque más divertido!

www.playzone.com.ni



Phone: 641-324-2750 • Email: sales@premierpolysteel.com

www.premierpolysteel.com



PREMIER POLYSTEEL

The Best Commercial Outdoor Furniture Available. Period.



A DIVISION OF ADA ENTERPRISES, INC.
P.O. Box 77, 305 Enterprize Dr. | Northwood, IA 50459
Toll Free U.S. and Canada: 877-746-3826
Phone: 641-324-2750 | Fax: 641-324-1092
Email: sales@premierpolysteel.com



WWW.PREMIERPOLYSTEEL.COM

© 2021 Premier Polysteel. All Rights Reserved ID: 2102